

Deposit to earn rewards



Sign up and deposit to receive up to **17,500 USDT** in bonuses.
Exclusive for new users only.

Get it now

Can Pepe Coin Reach \$1? The Future of Pepe Coin Explored

Original:

<https://www.btcc.com/en-US/academy/research-analysis/can-pepe-coin-reach-1-the-future-of-pepe-coin-explored>



The meteoric rise of PEPE has been nothing short of remarkable. Despite the overall market declines, PEPE has managed to scale new heights, reaching an all-time high of \$0.00001156. This stellar performance has not only surpassed many other cryptocurrencies but has also translated into significant profits for investors, with one trader turning a \$3,000 investment into a staggering \$46 million.

As meme coins emerge as the dominant asset class in the 2024 crypto bull run, the potential for PEPE to join the ranks of those that have exceeded the \$1 mark becomes increasingly compelling. While many meme coins started their journey at fractions of a dollar, Dogwifhat, for instance, has

shattered the \$1 barrier and is currently trading at around \$4, demonstrating the vast potential gains that early investors can reap.

- [PEPE: Definition & Overview](#)
- [Pepe Coin: Quick Overview](#)
- [Pepe Coin: Price Analysis & Insights](#)
- [All-Time Highs & Lows in Prices](#)
- [PEPE's Highest Price: Exploring the Peak Value](#)
- [Lowest Price of PEPE - Instant Market Update](#)
- [Buy Pepe Coin: Steps & Guide](#)
- [Buying Pepe on Binance - Guide](#)
- [Buy Pepe on Bybit - Step-by-Step Guide](#)
- [Pepe Coin: Buy on Coinbase Guide](#)


PEPE: Definition & Overview

Exploring the World of Pepe Coin

Behind the whimsical exterior of Pepe Coin lies a robust and innovative cryptocurrency. With a no-tax policy and deflationary nature, Pepe Coin is positioned to join the ranks of the most popular meme coins. Its current price of \$0.00001263, coupled with a 24-hour trading volume increase of +8.65%, indicates its growing popularity and potential for future growth.

Latest News and Market Sentiment

The latest news surrounding Pepe Coin has been positive, further enhancing its appeal to investors and traders. As the market sentiment continues to shift in favor of Pepe Coin, it becomes an increasingly attractive option for those looking to make informed decisions in the cryptocurrency market.



[Download App for Android](#)

[Download App for iOS](#)

Pepe Coin: Quick Overview

Pepe Coin Roadmap

The strategic roadmap of Pepe Coin is divided into three distinct phases.

- Phase one emphasizes achieving visibility on CoinMarketCap and driving the #PEPE hashtag to trend on Twitter.

- Phase two involves listing on centralized exchanges (CEXs) to enhance accessibility for a wider range of crypto assets.
- Phase three comprises listings on 'tier 1' exchanges and executing a 'meme takeover' strategy.

History of Pepe Coin

Since its launch in mid-April 2023, Pepe Coin has made remarkable strides in the cryptocurrency landscape. Starting at a price of approximately \$0.000000001 per token, it has achieved noteworthy milestones in a short span:

- Experienced a staggering rally of almost 7000%.
- Rapidly climbed to the top 100 cryptocurrencies by market capitalization in just two weeks.
- Achieved a market cap exceeding \$1 billion.
- Witnessed a surge in popularity and price.

Pepe Coin: Price Analysis & Insights

Current Pepe Coin Price and 24-Hour Change

As of the time of writing, Pepe Coin is trading at a price of \$0.00001263 in USD. Over the past 24 hours, the coin has experienced a positive price movement of +8.79%. This significant change indicates the potential for volatility and opportunity in the Pepe Coin market.

Comparing Pepe Coin's Price Performance Against Major Cryptocurrencies

In assessing Pepe Coin's competitiveness in the market, it's essential to compare its price performance against leading cryptocurrencies such as Bitcoin and Ethereum. Pepe Coin has been able to maintain its footing despite the fluctuations in the broader crypto market. This stability suggests that Pepe Coin may have a strong foundation for growth in the future.

Factors Influencing Pepe Coin's Price Performance

Several factors contribute to Pepe Coin's price movements in the market. These include:

- Listing on major cryptocurrency exchanges: Pepe Coin's presence on popular trading platforms increases its accessibility and liquidity, which can positively impact its price.
- Adoption and integration by more platforms: As more platforms adopt Pepe Coin for payments or other use cases, its demand and value are likely to increase.
- Overall crypto market trends: The broader performance of the cryptocurrency market can significantly influence Pepe Coin's price.
- Movement of Bitcoin: As the largest and most influential cryptocurrency, Bitcoin's price movements often set the tone for the entire market, including Pepe Coin.

Comparisons with Other Meme-Based Cryptocurrencies

In the realm of meme-based cryptocurrencies, Pepe Coin stands out as a unique player. While specific data comparing Pepe Coin's price to its peers like Dogecoin (DOGE) and Shiba Inu (SHIB) may be limited, it's worth monitoring the price performance of similar coins to gauge Pepe Coin's potential growth in the market.

Historical Price Analysis of Pepe Coin

Examining Pepe Coin's historical price data provides valuable insights into its long-term trends and stability. Tracking the coin's highest and lowest prices can reveal its potential for significant gains or losses, allowing investors to make more informed decisions.



[Download App for Android](#)

[Download App for iOS](#)


All-Time Highs & Lows in Prices

To gain a deeper understanding of Pepe Coin's historical price fluctuations, investors can consult a pepe price chart. This tool provides valuable insights into the coin's performance over time, helping investors make informed decisions about its future growth and potential for price appreciation. As with any investment, thorough research and analysis are essential before making any decisions.

- **All-time High:** \$0.00001717
- **All-time Low:** \$0.000000055142
- **Peak on May 05, 2023:** \$0.00000441

PEPE's Highest Price: Exploring the Peak Value

Discover the Highest Price of PEPE! Its ATH hit \$0.00001717 on May 27, 2024. Stay updated on PEPE's market trends.



[Download App for Android](#)

[Download App for iOS](#)

Lowest Price of PEPE - Instant Market Update

PEPE Hits All-Time Low of \$0.000000055142 on Apr 18, 2023. Discover the lowest price of PEPE

and stay updated!

Buy Pepe Coin: Steps & Guide

Want to buy Pepe Coin but feeling overwhelmed? This comprehensive guide simplifies the process, providing step-by-step instructions on how to purchase Pepe Coin across trusted exchanges and platforms. Whether you're a crypto novice or expert, we've got you covered. Learn how to buy Pepe Coin now!



[Download App for Android](#)

[Download App for iOS](#)

Buying Pepe on Binance - Guide

Step A: Purchase Pepe with Debit/Credit Card

If you're new to Binance, using a debit or credit card is an effortless way to buy Pepe. Here's how:

1. Navigate to the Pepe Purchase Page

- Log into your Binance account and head to the "Buy Crypto" section.
- Select Pepe from the list of available cryptocurrencies and choose USD as your fiat currency.

2. Select Payment Method

- From the payment options, choose "Card" as your preferred method.
- If you haven't previously used a debit/credit card on Binance, you'll see an option to "Add New Card".

3. Enter Card Details

- Fill in your card information securely and click "Confirm".
- Ensure all details are accurate to avoid any delays or issues.

4. Confirm and Complete Payment

- On the payment confirmation page, verify the details and ensure they're correct.
- Use the "Refresh" button to get a new quote if needed.
- Click "Confirm" to finalize your order.

5. Verify Payment with Your Bank

- You'll be redirected to your bank's OTP (One-Time Password) transaction page.

- Follow the on-screen instructions to complete the verification process.

6. Receive Pepe in Your Wallet

- Once the payment is successfully verified, your Pepe coins will be credited to your Binance Spot Wallet.

Step B: Buy Pepe with Google Pay or Apple Pay

For those who prefer using mobile payment methods, Binance also supports Google Pay and Apple Pay. Here's how to do it:

1. Select Pepe and USD

- Just like before, head to the "Buy Crypto" section on Binance and choose Pepe with USD.

2. Pick Your Mobile Payment Method

- From the payment options, select either "Google Pay" or "Apple Pay" depending on your preference.

3. Complete the Purchase

- Click the "Buy" button to proceed.
- Verify the payment details on the confirmation page and click "Confirm" to finalize your order.

4. Receive Pepe

- Just like with the debit/credit card method, once the payment is successful, your Pepe coins will be added to your Binance Spot Wallet.

Buy Pepe on Bybit - Step-by-Step Guide

Here are the steps to choose and execute different types of orders for Pepe on Bybit:

Step 1: Selecting the Order Type

- Depending on your preferences, choose the type of order you wish to execute.

Step 2: Executing a Limit Order

- If you prefer precision and control, select the Limit Order option.
- Specify the desired order price and the amount of Pepe you intend to purchase.
- Confirm the details and click 'Buy Pepe' to execute your order.
- Track your order's progress under the 'Active' tab on the web platform or the 'Orders' section in the Bybit app.


Step 3: Executing a Market Order

- For instant execution, select the Market Order option.

- Enter the amount of USDT you're willing to spend on Pepe.
- Verify the information and click 'Buy Pepe'.
- Your order details will be displayed under the 'Filled' tab for easy monitoring.

Step 4: Executing a Conditional Order

- For traders who want to set conditions for their trades, select the Conditional Order option.
- Set the trigger price.
- Decide whether to execute at Market Price or Limit Price.
- Specify the order details and click 'Buy Pepe'.
- Confirm the information.
- Your conditional order will be listed under the 'Conditional' tab on the web page and can be accessed via 'All Orders' > 'Current Orders' in the Bybit app.



[Download App for Android](#)

[Download App for iOS](#)

Pepe Coin: Buy on Coinbase Guide

Step 1: Download the Coinbase Wallet

Initiating your Pepe coin journey starts with downloading the Coinbase wallet onto your smartphone. This self-custody wallet offers both a mobile application and a browser extension, giving you flexibility in managing your digital assets.

Step 2: Set Up Your Coinbase Wallet

After installation, the next crucial step is to set up your Coinbase wallet. This involves choosing a unique username, which serves as your identity on the platform. Your username is essential for accessing your wallet, purchasing Pepe coins, and even allows other Coinbase users to send funds to your account securely. Remember, you can maintain the privacy of your username based on your preferences.

Step 3: Secure Your Coinbase Wallet

When setting up your Coinbase wallet, you'll encounter a crucial step: obtaining your recovery phrase, also known as a seed phrase. This consists of 12 random words that serve as the key to

accessing your funds. As a self-custody wallet, it's essential to store this phrase securely, as it's the only way to regain access to your wallet if you lose your login credentials. Moreover, this recovery phrase acts as a backup, ensuring you never lose access to your coins. Never share this phrase with anyone and keep it in a safe, secure location.

Step 4: Adding ETH Funds to Your Coinbase Wallet

After securing your wallet, the next step is to add funds. Since Pepe coins are bought using Ethereum (ETH), you'll need to purchase and transfer ETH to your Coinbase wallet. Buying ETH on the Coinbase exchange platform and then transferring it to your wallet is a straightforward process. Keep in mind that you'll need extra ETH to cover gas fees, which are the network transaction fees associated with purchasing Pepe coins. These fees determine the speed of your transaction, so having a buffer of ETH is advisable.

Step 5: Buying Pepe Coins on Coinbase Using ETH

Now that you have ETH in your Coinbase wallet, you're ready to buy Pepe coins. Navigate to the Assets tab on your Coinbase wallet and click on the "Swap" icon. From here, select "Pepe" in the "Choose Asset" section and enter the amount of ETH you wish to use for the purchase. The platform will automatically calculate the amount of Pepe coins you'll receive based on the current market price. Remember to include extra ETH to cover gas fees, ensuring a smooth and timely transaction. Once you've confirmed the transaction, the Pepe coins will be sent to your Coinbase wallet, and you'll be the proud owner of these unique digital assets.