

Deposit to earn rewards

Sign up and deposit to receive up to **10,055 USDT** in bonuses.
Exclusive for new users only.

Get it now


What Is The Graph(GRT): Something You Need To Know About It

Original:

<https://www.btcc.com/en-US/academy/research-analysis/what-is-the-graphgrt-something-you-need-to-know-about-it>

The Graph is a decentralized protocol for indexing and querying blockchain data, and the service is used to retrieve information from networks such as Ethereum and the Interstellar File System (IPFS), both of which provide support for decentralized finance (DeFi) and Web 3.0. In other words, it is a decentralized oracle that provides blockchain data, often compared to Chainlink.

Next, we'll take a closer look at The Graph and its native token, GRT. If you are interested in this token, keep reading and find more information about this cryptocurrency.



BTCC offers The Graph (GRT) Perpetual Contract trading pair (GRT/USDT). If you are interested in the token, you can register for [BTCC](#) to make a purchase.

\ Deposit and Receive Up to 10,055 USDT! /

[Click Here To Sign Up For BTCC](#)

Table of Contents

[Latest News & Updates on The Graph\(GRT\)](#)

[What is The Graph?](#)

[How Does The Graph \(GRT\) Work?](#)

[Pros and Cons of The Graph](#)

[What is GRT Token?](#)

[GRT Tokenomics](#)

[GRT Historical Price Analysis](#)

[GRT Price Prediction](#)

[How to Trade GRT on BTCC?](#)

\ Deposit and Receive Up to 10,055 USDT! /

[Click Here To Sign Up For BTCC](#)

Latest News & Updates on The Graph(GRT)

Since the launch of the new chatbot model ChatGPT by OpenAI at the end of November 2022, the popularity has not decreased until now, and it is not too much to say that the chatbot is popular around the world, and it has led to the skyrocketing of AI-related projects. The Graph, which is used to store and index related applications, is also classified by market investors as a AI-related currency, which rises with the rise of the sector.

In the past year, the price of GRT has increased by more than 156%, which is one of the best-performing AI cryptocurrencies.

BTCC has launched The Graph Token (GRT) trading pair with leverage up to 50X, and if you are interested in the token, you can buy it anytime, anywhere through BTCC at the lowest price and highest security.

[TRADE_PLUGIN]GRTUSDT,GRTUSDT[/TRADE_PLUGIN]

What is The Graph?



The Graph was founded in 2018 by Yaniv Tal, Jannis Pohlmann, and Brandon Ramirez, who previously worked together at several startups focused on creating developer tools.

Since 2019, the company has raised a total of \$19.5 million in token sales, including a \$10 million public sale in October 2020. During this period, about 21 percent of the initial token supply of 10 billion GRT has been sold to investors including Coinbase Ventures, Digital Currency Group and Multicoïn Capital.

The Graph is an open-source and decentralized indexing protocol for blockchain data. It is designed to enable querying on the Ethereum network. The Graph network also enables developers to build various APIs known as subgraphs for separate queries. The protocol tackles the problem of query security, the finality of property, chain reorganization, and other issues that are solved with subgraphs.

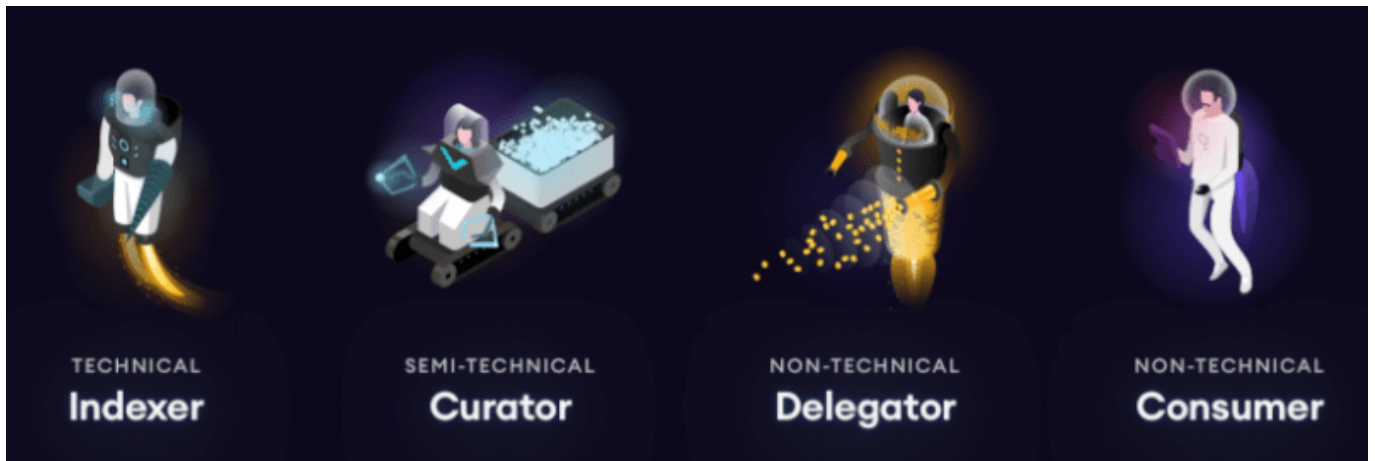
```
[TRADE_PLUGIN]GRTUSDT,GRTUSDT[/TRADE_PLUGIN]
```

How Does The Graph (GRT) Work?

Graph is a decentralized Oracle solution for processing Web 3.0 data. Subgraphs are comparable to apis integrated into programs to retrieve data from the blockchain.

The Graph network is a decentralized indexing protocol for organizing blockchain data. Applications use GraphQL to query open apis (called subgraphs) and retrieve data indexed on the network. With The Graph, developers can create serverless applications that run entirely on public infrastructure.

The network consists of four sets of drivers, namely Indexers, Curators, Delegators and Consumers.



Indexers - node operators are responsible for providing indexing and querying services for the signaled subgraphs. They are required to stake GRT. Indexers earn rewards from contributing to the network. If Indexers provide incorrect data to dapps or if they index incorrectly, the staked GRT can be slashed.

Curators - these are subgraph developers and consumers who assess which specific subgraphs are of good quality and worthy to be indexed by The Graph. They can signal subgraphs to Indexers by attaching GRT to a subgraph in exchange for shares and royalties.

Delegators - they stake GRT by delegating to one or several Indexers without having to install a node. The rewards are then shared between Indexers and Delegators.

Consumers - they are the end users who purchase qualitative data. Consumers include trading platforms and decentralized applications. They pay indexers and integrate network data into their services or platforms through apis.

[TRADE_PLUGIN]GRTUSDT,GRTUSDT[/TRADE_PLUGIN]

Pros and Cons of The Graph

The following chart lists the Pros and Cons of The Graph.

The Graph	Pros	Cons
	<ul style="list-style-type: none"> • Support GraphQL API to get all the information at once from front-end access. • 100% decentralized services (some still under construction). • Many DeFi protocols have applied The Graph to production versions of products such as Synthetix, Uniswap, Aragon, Decentraland. 	<ul style="list-style-type: none"> • The Graph has VC funding, but the project is still in its early stages. • Familiarity with WebAssembly is required, and development has a high learning curve.

[TRADE_PLUGIN]GRTUSDT,GRTUSDT[/TRADE_PLUGIN]

What is GRT Token?

Because of the spirit of decentralization, The Graph proposed a protocol that requires multiple people to voluntarily participate and operate for a long time to maintain its operation, so the Graph issued the GRT Token (GRT). GRT tokens are ERC-20 tokens built on top of Ethereum.

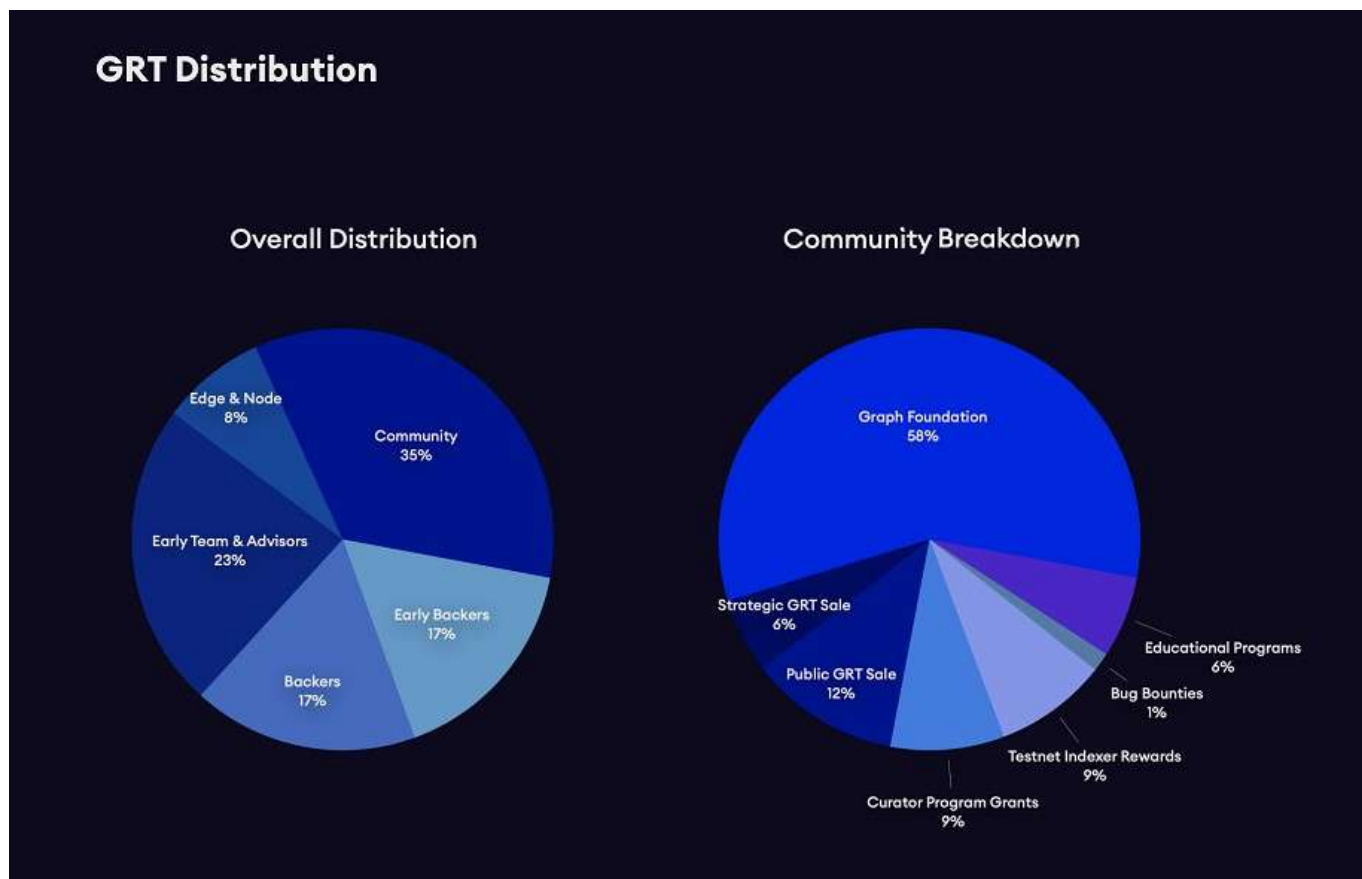
GRT is necessary to coordinate the work between the three operators and the consumer. It allows users themselves to participate in the protocol to provide or obtain data. The token is necessary to

ensure the economic security of the network as well as the integrity of the data. GRTs are locked by Indexers, Curators and Delegators to provide indexing and management services such as reliable price feedback, volume and liquidity data. Active indexers, managers and principals can earn income through the network, which is proportional to the workload they perform and the number of tokens they pledge.

GRT Tokenomics

The total supply of GRT is 10 billion tokens. The Graph officially launched its governance token GRT in October 2020, selling 4.2% of its GRT to the public community. The remaining tokens are allocated as follows:

- 15% of GRT coins will be airdropped to early users participating in the test network.
- 15% of the GRT coins will be allocated as a reward to the Curator who marks a high-quality subgraph.
- 34% of GRT coins will be distributed to backers.
- 23% of the GRT coins will be reserved for the team and the investors who participated in the initial stage of the project.
- 3% of GRT coins were sold, of which 4.2% were sold in public sales and the remaining 2.1% were sold to the community.
- 8% of GRT coins will be used to help decentralize The Graph.
- 1% of GRT coins will be used to start educational programs and cultivate new blood.
- 35% of GRT coins will be used to reward users who find vulnerabilities and help maintain the security of the protocol.
- 3% of the GRT coins are allocated to the GRT Coin Foundation, so that the Foundation has enough funds to maintain and update the protocol.



GRT Historical Price Analysis

GRT was worth about \$0.12 when it first entered the public market in late December 2020. Since then, the crypto market has experienced a sustained bull run and GRT has responded well, hitting an all-time high of \$2.88 on February 21, 2021.

Although it started to decline from then on, it still performed relatively well until late May, when it broke below the dollar and stayed there until several brief recoveries in August and November. Ultimately, though, it finally traded at \$0.6446 by the end of the year.

While both the GRT and cryptocurrency markets did well in 2021, the outlook for 2022 is not promising. While the GRT initially rose to a high of \$0.7287 on January 5, it then experienced a sharp decline, dropping to a low of \$0.3054 on February 24 as Russia's invasion of Ukraine.

In the following weeks, along with the bull run, the GRT coin reached a high of \$0.5488 on April 2. After that, though, a series of market crashes caused it to fall below \$0.10 in June.

Despite recovering to \$0.1505 on August 13, the GRT coin fell in the following months, and after the collapse of the FTX (FTT) exchange triggered a market crash, the GRT fell to a low of \$0.05729 in September and November. It fell further later that month to a low of \$0.05196 on November 22. It recovered to a high of \$0.07482 on December 10, but took another plunge and ended the year at \$0.05538, down more than 90% from the end of 2021.

In January, however, there was some good news for GRT investors. The Graph's connection to AI-related tokens and an active market combined to allow it to close at \$0.08882, a 60% monthly gain. It surged further in February, trading at around \$0.173 on February 7, 2023. Its highest price since UST stablecoin decoupling and before the related LUNA cryptocurrency collapsed in May 2022 led to a broad decline in cryptocurrency prices.

The following sets forth the GRT to USD Chart

[The Graph Chart](#)

BTCC has launched The Graph Token (GRT) trading pair with leverage up to 50, and if you are interested in the token, you can buy it anytime, anywhere through BTCC at the lowest price and highest security.

[TRADE_PLUGIN]GRTUSDT,GRTUSDT[/TRADE_PLUGIN]

\ Deposit and Receive Up to 10,055 USDT! /

[Click Here To Sign Up For BTCC](#)

GRT Price Prediction

PricePrediction.net has made predictions about the price of GRT tokens, indicating that the token could be worth \$0.16 this year, \$0.24 next year, and \$0.37 the year after that. The website says the GRT could be worth \$0.50 by 2026, rise to \$0.75 by 2027, and could break through the dollar mark in 2028 to trade at \$1.02, and then possibly end the decade at \$1.47. The site then makes GRT price forecast for 2030, saying it could be at a potential price of \$2.16, and then could reach \$4.43 in 2032.

At the same time, CryptoPredictions.com made a prediction for the GRT token price, which fell to \$0.1236 by the end of 2023, then rebounded to \$0.214585 12 months later. The website's GRT price forecast for 2025 shows an opening price of \$0.220328 at the start of the year and a closing price of \$0.2364.

Finally, WalletInvestor is not optimistic about the future of GRT. The site said it believes the GRT could plunge over the next year or so, falling to just \$0.0234 by February 2024.

When considering GRT token price forecasts, it is important to keep in mind that the cryptocurrency market is still very volatile, so it is difficult to accurately predict the price of tokens over a few hours, and even more difficult to give long-term estimates. As a result, analysts and algorithm-based forecasters can and do make wrong predictions.

How to Trade GRT on BTCC?

BTCC offers Perpetual Futures with leverage up to 225x, you can buy over 300 cryptocurrencies on BTCC at the most competitive price and highest security.

The following sets forth the guidance for trading GRT futures on cryptocurrency exchange BTCC:

Step One: go to the [BTCC homepage](#) and log in to your BTCC account. If you do not have an account, you need to register first.

Step Two: on the BTCC official homepage, choose "Deposit" > "Fiat Deposit", and then fund your account.

Step Three: go back to the BTCC official homepage, choose "Futures" - "USDT-M Perpetual Futures Contract", and find the GRT trading pair.

You can also click the button below to directly enter the GRT trading page ↓

[TRADE_PLUGIN]GRTUSDT,GRTUSDT[/TRADE_PLUGIN]

Step Four: choose the contract trading order type. BTCC contract orders are divided into market orders, limit orders and SL/TP orders.

- **Market Order:** users place orders at the best price in the current market to achieve fast trading.
- **Limit Order:** Limit orders are a type of order to buy or sell futures at a price more favourable than the market price. When you buy at a price lower than the market price or sell at a price higher than the market price, the order will be in the form of a limit order.
- **SL/TP Order:** SL/TP orders are a type of order to buy or sell futures at a price less favourable than the market price. When you buy at a price higher than the market price or sell at a price lower than the market price, the order will be in the form of a SL/TP order.

Step Five: adjust the leverage multiple.

Please keep in mind that operating leverage carries the risk of liquidation. Leverage should be adjusted based on your financial status and risk tolerance.

Step Six: choose the lot size and set the SL/TP price .

Step Seven: after setting the basic data information, users can choose to buy (open long) or sell

(open short) after entering their ideal price. Traders should remind that the price cannot be higher or lower than the highest buying price or lowest selling price of the platform.

Step Eight: click the buy or sell button, and the GRT futures contract order is completed.

\ Deposit and Receive Up to 10,055 USDT! /

[Click Here To Sign Up For BTCC](#)

You May Like:

[New Meme Coin NotWifGary \(NWG\) Launched to Oppose SEC Crowdown: NotWifGary \(NWG\) Review & Analysis](#)

[Top Metaverse Cryptocurrencies To Buy In 2024](#)

[Best Crypto Tools For Research&Analysis In 2024](#)

[Solana Meme Coin GameStop \(GME\) Spikes 2,727% In Two Day: All You Need To Know About GameStop \(GME\)](#)

[Bitcoin Price Spikes To Over \\$66,000: Next Bull Market Come?](#)

[Best Crypto Exchanges In Canada For May 2024](#)

[What is Renzo \(REZ\) Coin: All Things You Need To Know About It](#)